



G W A N D A L A N R E S I D E N T I A L S U B D I V I S I O N

landscape development application

gwandalan subdivision - park
kanangra drive gwandalan

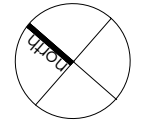
DRAWING REGISTER

DRAWING NUMBER	SHEET NAME	REV. No.	REV. DATE
12099.5 DA L00	cover page	G	26/04/2023
12099.5 DA L01	concept landscape plan	G	26/04/2023
12099.5 DA L02	play area	G	26/04/2023
12099.5 DA L03	picnic area	G	26/04/2023
12099.5 DA L04	landscape section	G	26/04/2023
12099.5 DA L05	planting pallete	G	26/04/2023



LEGEND

-  EXISTING TREES
-  NEW TREES - ENDEMIC INDIGENOUS SPECIES
-  INDICATIVE NEW TURF
-  PLAYBARK MULCH
-  MULCH UNDER EXISTING TREES WITH SUPPLEMENTARY PLANTING
-  PLAY EQUIPMENT
-  GYM AREA - INDICATIVE
-  SHELTER
-  PICNIC TABLE
-  2000MM WIDE MAIN PATH CONCRETE - PLAIN / BROOM FINISH
-  NATIVE MASS PLANTING
-  NEW TURF
-  SANDSTONE LOGS: SEATING & RETAINING
-  SERVICES: STORMWATER REFER CIVIL DOCUMENTATION



H	28/04/23	DA
G	26/04/23	DA
F	26/04/23	Client review
E	21/04/23	Client review
D	12/04/23	Client review
C	23/12/21	Client review
B	28/9/20	Rev to comment
A	5/8/20	Draft Issue
REV	DATE	COMMENTS

PROJECT:
Gwandalan Residential Subdivision - Park

DRAWING:
Concept Landscape Plan

SITE:
Kanangra Drive, Gwandalan

CLIENT:
Scape Properties

DRAWN: RDS/JGF DATE: 28/04/23 SCALE: 1:750@A3
 JOB NUMBER: 12099.5 DA L01 PHASE: DWG No: H REV: H

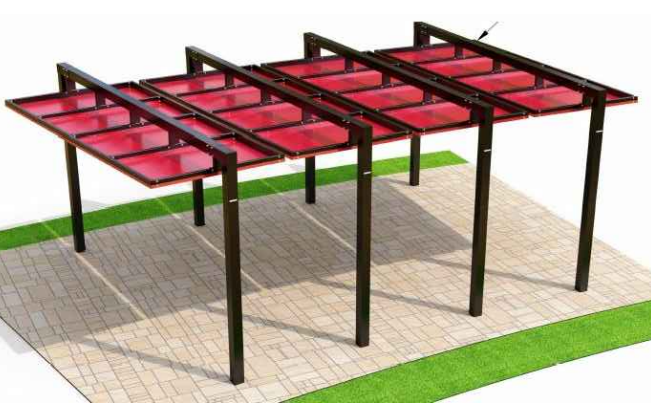


- ① PLAY AREA / EQUIPMENT IN SOFTFALL MULCH
- ② EXERCISE EQUIPMENT / OUTDOOR GYM
- ③ SHELTER & PICNIC TABLES
- ④ BIN
- ⑤ BUBBLER
- ⑥ 2m WIDE - MAIN PATH THROUGH SITE
- ⑦ NATIVE MASS PLANTING
- ⑧ LARGE FORMAT SANDSTONE LOGS AS RETENTION AND SCATTERED SEATING

NEW CONCRETE PATHS OPTIMISED TO ALLOW PASSIVE SURVEILLANCE FROM OUTSIDE PARK AND MINIMISE IMPACT ON ROOT ZONES OF RETAINED TREES.

NATIVE MASS PLANTING

LOOP PATH FOR YOUNGER CYCLISTS





1 DOUBLE BAY SWING



2 BASKET SWING



3 SPINPOINT DISH



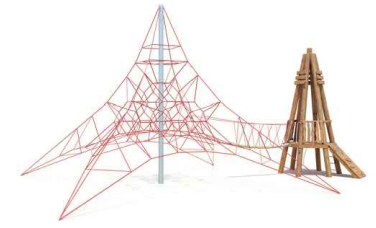
4 SPINPOINT DISH



5 ROCKER



6 ROCKER




7 BRUSHWOOD CLIMBER



8 AGILITY TRAIL



9 FLYING FOX



H	28/04/23	DA
G	26/04/23	DA
F	26/04/23	Client review
E	21/04/23	Client review
D	12/04/23	Client review
C	23/12/21	Client review
B	28/9/20	Rev to comment
A	5/8/20	Draft Issue
REV	DATE	COMMENTS

PROJECT:
**Gwandalan Residential
Subdivision - Park**

DRAWING:
**Play Equipment
& Furniture**

SITE:
Kanangra Drive, Gwandalan

CLIENT:
Scape Properties

DRAWN: RDS /GF DATE: 28/04/23 SCALE: 1:250@A3

JOB NUMBER: 12099.5 DA L02 PHASE: DWG No: H REV:



412 KING STREET NEWCASTLE NSW AUSTRALIA 2300
TERRAS.COM.AU PH: 49 294 926 FAX: 49 263 069



1 SHADE STRUCTURE



2 NEW BIN



3 WATER FOUNTAIN / DOG BOWL



4 SHARED PATH



5 SANDSTONE WALL

REV	DATE	COMMENTS
H	28/04/23	DA
G	26/04/23	DA
F	26/04/23	Client review
E	21/04/23	Client review
D	12/04/23	Client review
C	23/12/21	Client review
B	28/9/20	Rev to comment
A	5/8/20	Draft Issue

PROJECT:
**Gwandalan Residential
 Subdivision - Park**

DRAWING:
Picnic area

SITE:
Kanagra Drive, Gwandalan

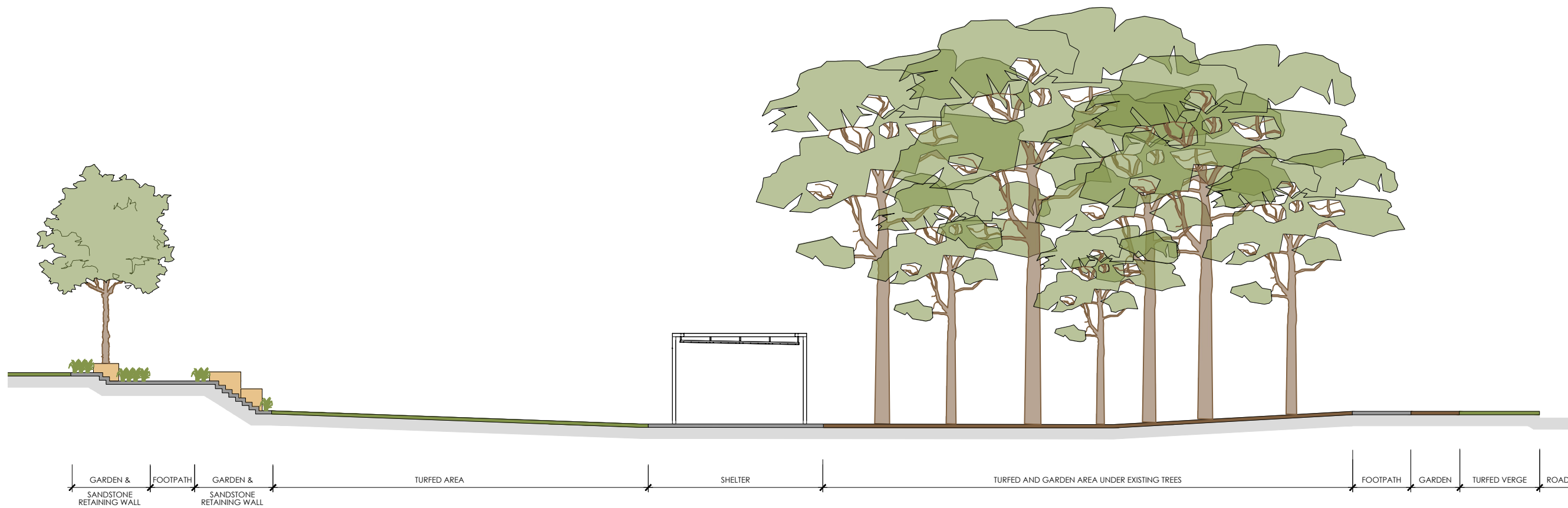
CLIENT:
Scape Properties

DRAWN: RDS /GF DATE: 28/04/23 SCALE: 1:250@A3
 JOB NUMBER: 12099.5 DA L03 PHASE: DWG No: H REV: H



01 SECTION

Scale 1:200



02 SECTION

Scale 1:200

REV	DATE	COMMENTS
H	28/04/23	DA
G	26/04/23	DA
F	26/04/23	Client review
E	21/04/23	Client review
D	12/04/23	Client review
C	23/12/21	Client review
B	28/9/20	Rev to comment
A	5/8/20	Draft Issue

PROJECT:
**Gwandalan Residential
 Subdivision - Park**


DRAWING:
Landscape Section

SITE:
Kanagra Drive, Gwandalan

CLIENT:
Scape Properties

DRAWN: RDS /GF DATE: 28/04/23 SCALE: 1:200@A3

JOB NUMBER: 12099.5 DA L04 PHASE: DWG No: REV: H



Eucalyptus robusta
Swamp Mahogany

Eucalyptus paniculata
Grey Ironbark

Lophostemon conferus
Brushbox



Grevillea 'Bronze Rambler'
Prostrate Grevillea

Asplenium australasicum
Birds Nest Fern


Eucalyptus haemastoma
Scribbly Gum



Doryanthes excelsa
Gymea Lily



Dianella caerulea
Blue Flax Lily



Goodenia ovata
Hop Goodenia

H	28/04/23	DA
G	26/04/23	DA
F	26/04/23	Client review
E	21/04/23	Client review
D	12/04/23	Client review
C	23/12/21	Client review
B	28/9/20	Rev to comment
A	5/8/20	Draft Issue
REV	DATE	COMMENTS

PROJECT:
**Gwandalan Residential
Subdivision - Park**

DRAWING:
Planting Palette

SITE:
Kanagra Drive, Gwandalan

CLIENT:
Scape Properties

DRAWN: DATE: SCALE:
RDS /GF 28/04/23 -

JOB NUMBER: PHASE: DWG No: REV:
12099.5 DA L05 H

PLANT SCHEDULE

All trees supplied are to comply with AS 2303 Tree stock for landscape use - 2015

ABV	BOTANICAL NAME	COMMON NAME	HEIGHT	POT SIZE
TREES				
Ac	<i>Angophora costata</i>	Smooth Apple Gum	18m	75L
Eh	<i>Eucalyptus haemastoma</i>	Scribbly Gum	15m	75L
Ep	<i>Eucalyptus paniculata</i>	Grey Ironbark	10m	75L
Er	<i>Eucalyptus robusta</i>	Swamp Mahogany	25m	75L
Lc	<i>Lophostemon Conferus</i>	Brushbox	15m	75L
MASS PLANTING / SHRUBS				
Aa	<i>Asplenium australasicum</i>	Birds Nest Fern	1m	2.5L
Dp	<i>Doryanthes excelsa</i>	Gymea Lily	2m	2.5L
Dc	<i>Dianella caerulea</i> 'Little Jess'	Blue Flax Lily	0.4m	150mm
Go	<i>Goodenia ovata</i> 'Gold Cover'	Hop Goodenia	0.4m	150mm
GBR	<i>Grevillea 'Bronze Rambler'</i>	prostrate Grevillea	.8m	2.5L
Lt	<i>Lomandra longifolia</i>	Mat Rush	1m	150mm
Pl	<i>Poa labillardierei</i> 'Eskdale'	Tussock Grass	1m	150mm
Wf	<i>Westringea fruticosa</i>	Coastal Rosemary	1m	2.5L